

Academic results and destination of leavers information 2018



ST HELEN &
ST KATHARINE

Independent day school for girls aged 9–18 years

ABINGDON • OXFORDSHIRE

Academic results

A-level results since 2014

	2014	2015	2016	2017	2018
Number of candidates	86	83	105	83	92
Number of entries	259	252	320	255	309.5 [†]
% pass rate	100	100	100	100	100
% A* grades	40.5	38.5	24.4	36.5	34.3 [†]
% A*-A grades	78.0	80.6	66.9	72.9	75.3 [†]
% A*-B grades	93.4	93.2	91.9	93.3	93.6 [†]
Number of candidates with 3 or more A*/A grades	49	55	49	45	58
Points/candidate (including AS)	415.7	420.6	400.0	159.6 ^{††}	161.6

A-level results 2018

100% pass rate at A-level

93.6% grade A*, A or B with 75.3% at grades A* or A and 34.3% at A*

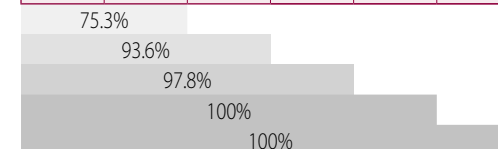
58 candidates obtained 3 or more A* or A grades

5 candidates obtained 4 or more A* or A grades

A-level results (by subject) 2018

Subject	Number of entries	A*	A	B	C	D	E
Art	10	2	5	3	0	0	0
Biology	39	12	15	9	2	0	1
Chemistry	38	6	20	8	3	1	0
Drama and theatre	10	4	4	1	0	1	0
Economics	11	4	4	3	0	0	0
English literature	20	12	4	4	0	0	0
Extended Project Qualification (EPQ) [†]	23.5	16	6	1.5	0	0	0
French	6	1	3	2	0	0	0
Further mathematics	4	1	3	0	0	0	0
Geography	12	5	5	1	1	0	0
German	1	0	1	0	0	0	0
Politics	8	5	2	0	1	0	0
Greek	2	1	1	0	0	0	0
History	27	8	15	4	0	0	0
Latin	3	2	1	0	0	0	0
Mathematics	37	12	17	6	0	2	0
Music	2	0	2	0	0	0	0
Physical Education	3	0	0	1	1	1	0
Physics	17	3	6	5	2	1	0
Psychology	23	8	6	7	2	0	0
Religion, philosophy and ethics	6	2	4	0	0	0	0
Spanish	7	2	3	1	1	0	0
Totals	309.5	106	127	56.5	13	6	1
		34.3%	41.0%	18.3%	4.2%	1.9%	0.3%

Total candidates: 92



A number of examination papers have been subject to a review of marking; any changes will be made available on our website: www.shsk.org.uk

[†]The EPQ is worth half the UCAS Points of an A-level; the data above counts EPQ entries and grades as one half each

^{††}The system to calculate the points awarded changed in 2017

I/GCSE results 2018

2018 results combine two grading systems:
9–1 and A*–G

	2018
Number of candidates	101
Number of entries	1008
% A*–C or 9–4	100
% A*–A or 9–7	87.9
% A* or 9–8	65.7
Points per candidate	78.0
Points per entry	7.8
10 or more A* or 9–8 grades	21
9 or more A* or 9–8 grades	33

I/GCSE results 2014–17

In 2014–17 A*–G grading was used

	2014	2015	2016	2017
Number of candidates	104	96	96	104
Number of entries	1037.5	962	952	1027
% A*–C	99.8	100	99.7	99.8
% A* and A	93.0	93.3	94	92.2
% A*	65.1	71	76.2	70.4
Points per candidate	552.8	559	556.7	78.1†
Points per entry	55.4	55.8	56.1	7.9†
10 or more A* grades	18	20	29	19
9 or more A* grades	38	42	47	38

† The system to calculate the points awarded changed in 2017


A number of examination papers have been subject to a review of marking; any changes will be made available on our website: www.shsk.org.uk

I/GCSE results (by subject) 2018

A*–G grading

Subject	Number of entries	A*	A	B	C
Biology	56	50	4	2	0
Chemistry	56	45	9	2	0
Design technology	17	2	6	8	1
English	101	53	43	5	0
English literature	101	76	21	3	1
French	45	19	15	10	1
German	14	4	6	3	1
History	66	40	15	11	0
Food and nutrition	16	0	2	13	1
Italian	13	10	1	0	2
Physics	56	47	7	1	1
Science Double Award 1	45	32	8	5	0
Science Double Award 2	45	24	14	6	1
Spanish	46	9	17	14	6
Totals	677	411	168	83	15


Total candidates: 101



9–1 grading

Subject	Number of entries	9	8	7	6	5	4
Art	19	2	10	4	3	0	0
Ceramics	6	1	3	2	0	0	0
Computer science	4	1	1	1	1	0	0
Drama	31	21	6	2	2	0	0
Geography	66	25	29	10	2	0	0
Greek	4	2	1	1	0	0	0
Latin	20	13	4	2	1	0	0
Mathematics	101	44	30	17	8	2	0
Music	7	5	1	1	0	0	0
Physical Education	20	8	2	7	2	0	1
Religion, philosophy and ethics	53	31	11	9	2	0	0
Totals	331	153	98	56	21	2	1

Total candidates: 101



I/GCSE results 2018

100% of the results obtained were A*–C or 9–4

65.7% of the results obtained were at A* or 9–8

87.9% of the results obtained were at A*–A or 9–7

33 candidates obtained 9 or more A* or 9–8 grades

21 candidates obtained 10 or more A* or 9–8 grades

20 candidates obtained A* or 9–8 grades in all their subjects

Destination of leavers

Total (2018 entry including 2017 post A-level places and deferred entry 2019): 97

University	Subject	Year
Abingdon & Witney College	Art Foundation	2018
Abingdon & Witney College	Art Foundation	2018
Abingdon & Witney College	Art Foundation	2018
Abingdon & Witney College	Art Foundation	2018
Barnard, USA	Liberal Arts	2018
Bath	Architecture (with placement)	2018
Bath	Biology (with professional placement)	2018
Bath Spa	Psychology	2018
Birmingham	Biomedical Science	2018
Birmingham	Economics	2018
Birmingham	English	2018
Birmingham	Medicine (5 years)	2018
Birmingham City	Psychology with Criminology	2018
Bristol	Biomedical Sciences	2018
Bristol	Biomedical Sciences	2018
Bristol	Economics	2018
Bristol	Engineering Mathematics	2019
Bristol	English	2018
<i>Bristol</i>	<i>Geography</i>	<i>2017</i>
Bristol	History of Art and Spanish (4 years)	2018
Bristol	Modern Languages	2018
<i>Bristol</i>	<i>Politics and French</i>	<i>2017</i>
Bristol	Psychology	2018
Bristol	Psychology with Innovation	2018
Cambridge (Emmanuel)	History	2018
Cambridge (Homerton)	Education	2018
Cambridge (Murray Edwards)	Geography	2018
Cambridge (Pembroke)	Computer Science	2018
Cardiff	Biomedical Sciences	2018
Cardiff	Biomedical Sciences	2018
Cardiff	Chemistry	2018
<i>Cardiff</i>	<i>Occupational Therapy</i>	<i>2017</i>
Cardiff	Psychology	2018
Durham	Chemistry	2018
Durham	Combined Honours in Social Sciences	2018
Durham	Combined Honours in Social Sciences	2018
Durham	English Literature	2018
Durham	Geography	2018
Durham	Geophysics with Geology	2018
Durham	Mathematics (3 years)	2018
Durham	Mathematics (4 years)	2018
Durham	Natural Sciences	2018

University	Subject	Year
East Anglia	English Literature	2018
Edinburgh	Chemical Physics	2019
Edinburgh	German and Linguistics	2018
Edinburgh	Medicine	2018
Exeter	English and Drama	2018
Exeter	English and Drama	2018
Exeter	Geography	2018
Exeter	History	2018
Exeter	History	2018
Exeter	Psychology	2018
King's College London	Liberal Arts	2018
Leeds	English Literature	2019
Leeds	Geography with Transport Studies	2019
Leeds	Medicine	2018
Leeds	Medicine	2018
Leeds	Physics with Astrophysics	2018
Leeds	Psychology	2019
Liverpool	Marketing with a year in industry	2018
Manchester	Modern Language and Business and Management (Spanish) (4 years)	2018
Manchester	Politics and Spanish	2018
Newcastle	International Business Management with placement	2018
<i>Newcastle</i>	<i>Medicine</i>	<i>2017</i>
Nottingham	Architecture	2018
Nottingham	Medicine	2018
Nottingham	Natural Sciences	2018
Nottingham Trent	Fashion Marketing and Branding	2018
Oxford (Queen's)	Classics	2018
Oxford (St Hilda's)	English Language and Literature	2018
Oxford (St Hugh's)	History	2018
Oxford (Trinity)	Economics and Management	2018
Oxford (Trinity)	English Language and Literature	2018
Oxford Brookes	Japanese Studies	2018
Royal Academy of Dramatic Art	Stage Management	2018
Royal Veterinary College	Veterinary Medicine	2018
Sheffield	Medicine (Phase One)	2019
Southampton	Medicine	2018
Southampton	Medicine	2018
Southampton	Psychology	2018
St Andrews	Chemistry with external placement	2018
St Andrews	Medicine	2018
St George's, London	Physiotherapy	2018

University	Subject	Year
Staffordshire	Chemistry with external placement	2018
The University of Law	Law with Criminology	2018
Tulsa, USA	Sport and Exercise Science	2018
University College London	History	2018
University College London	Modern Language Plus (4 years)	2018
Warwick	Economics	2018
Warwick	English and Theatre Studies	2018
Warwick	History	2018
Warwick	History	2018
York	Biochemistry	2018
York	Chemistry with a year in industry	2018
York	Chemistry with a year in industry	2018
York	English	2018

<i>Deferred entry from 2017 to 2018 included in italics</i>	4
Post results applications from 2017 for 2018	14
Deferred entry from 2018 to 2019	7
Post results applications 2018 for 2019 cycle	15